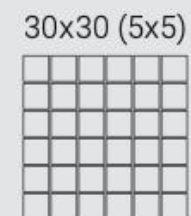
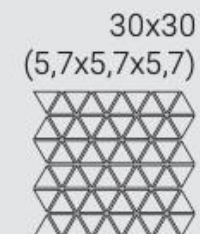




## Formatos / Formats



Formato	Pz/cj	Pz/pl	M <sup>2</sup> /cj	M <sup>2</sup> /pl	Cj/pl	Kg/cj	Kg/Total
30x60 (C)	6	288	1,08	51,84	48	22,00	1076
60x60	4	120	1,44	43,2	30	30,00	920
60x120	2	64	1,44	46,08	32	34,50	1129
60x120 Riv.	2	64	1,44	46,08	32	34,50	1129
120x120	1	36	1,44	51,84	36	38,40	1422,4
MALLA HEX	9	432	0,65	31,2	48	13,50	668
MALLA TRIS	7	336	0,63	30,24	48	15,40	759,2
MALLA (5)	11	462	1,00	42	42	23,00	986

Porcelux

30x60 / 60x60 / 60x120 / 120x120  
11.81"x23.62" / 23.62"x23.62" / 23.62"x47.24" / 47.24"x47.24"